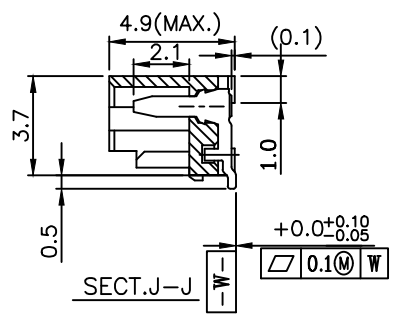
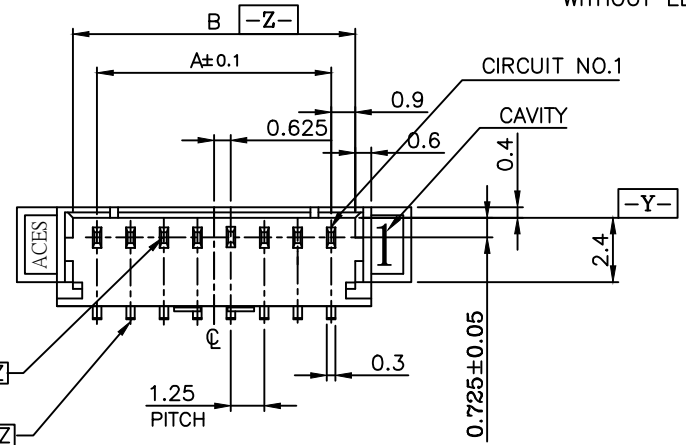


RESTRICTION AREA WITHOUT ELECTRIC LINE

RECOMMENDED P.C.BOARD PATTERN DIM.(REF)



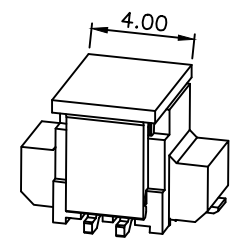
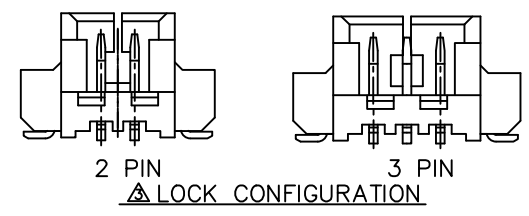
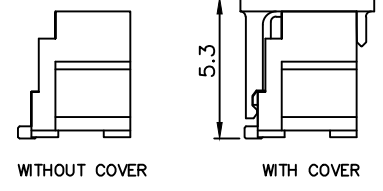
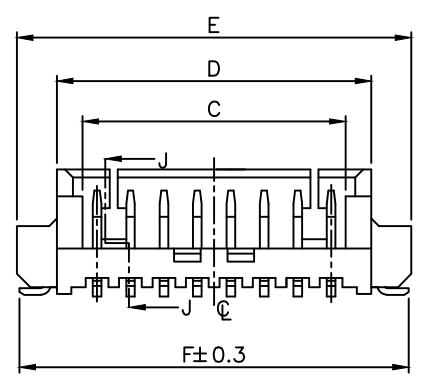
P/N LEGEND
50273-XXX X X-XXX

NO OF CKT

PACKING
0:TAPE & REEL
1:TUBE PACKAGE
7:TAPE & REEL WITH COVER

PLATING
L: PURE TIN
1: GOLD FLASH
N: MATT TIN (LEAD FREE)
C: 15u" GOLD ON CONTACT AND GOLD FLASH ON SOLDER
4: 3u" GOLD ON CONTACT AND GOLD FLASH ON SOLDER
D: 30u" GOLD ON CONTACT AND GOLD FLASH ON SOLDER
G: 15u" GOLD ON CONTACT AND GOLD FLASH ON SOLDER
70u" MIN NICKEL UNDERPLATING OVERALL.

XXX	Material&Color	PACKING
001	HF&Black	85205-xxxx-C-TRP (With Cover)
002	HF&NATURAL	85205-xxxx-TRP (Without Cover)
003	HF&Black	85205-XXXXC-W-TRP
S01	HF&Black	85205-xxxx-U-TRP
S02	HF&NATURAL	50273-XXXXC-TRP
004	HF&Black	50273-XXXXC-TRP
P01	HF&Black	85205-XXXXC-U-TRP
005	HF&Black	85205-xxxx-C-TRP (With Cover)
006	HF&NATURAL	85205-xxxx-C-TRP (With Cover) 85205-xxxx-TRP (Without Cover)
P02	HF&Black	85205-xxxx-TRP
007	HF&NATURAL	85205-xxxx-TRP (Without Cover)
008	HF&NATURAL	50273-xxxx-05-TRP (With Cover)
W05	HF&NATURAL	50273-xxxx-07-TRP (Without Cover)
		85205-xxxx-04-TRP (With Cover)



CKT	Dim A	Dim B	Dim C	Dim D	Dim E	Dim F
2	1.25	3.05	2.35	4.25	7.25	7.15
3	2.50	4.30	3.60	5.50	8.50	8.40
4	3.75	5.55	4.85	6.75	9.75	9.65
5	5.00	6.80	6.10	8.00	11.00	10.90
6	6.25	8.05	7.35	9.25	12.25	12.15
7	7.50	9.30	8.60	10.50	13.50	13.40
8	8.75	10.55	9.85	11.75	14.75	14.65
9	10.00	11.80	11.10	13.00	16.00	15.90
10	11.25	13.05	12.35	14.25	17.25	17.15
11	12.50	14.30	13.60	15.50	18.50	18.40
12	13.75	15.55	14.85	16.75	19.75	19.65
13	15.00	16.80	16.10	18.00	21.00	20.90
14	16.25	18.05	17.35	19.25	22.25	22.15
15	17.50	19.30	18.60	20.50	23.50	23.40

QUALITY SYMBOLS	DRAWN BY	DATE
MAJOR	Huailin	22/01/25
CRITICAL		
GENERAL TOLERANCES (UNLESS SPECIFIED)	Xu,Zhi Yong	22/01/25
X ±0.5	Xu,Zhi Yong	22/01/25
.X ±0.25		
.XX ±0.15		
.XXX ±0.1		
ANGLES ±2°		

ACES ELECTRONICS		TITLE	
		1.25mm S/T WIRE TO BOARD SMT TYPE	
UNITS	mm	SIZE	A4
SCALE	5:1	RFQ NO.	N/A
SHEET NO.	1 OF 1	REV	U
		DWG NO.	50273-XXXXX-XXX